

THE VERONA

2,114 - 3,245 SQUARE FEET
(DEPENDING ON STRUCTURAL OPTIONS)



THE VERONA OPTIONS




PARTIAL FIRST FLOOR



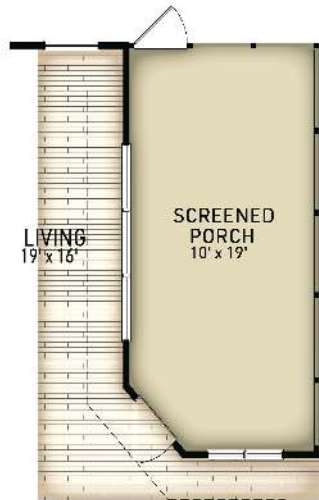
PARTIAL SECOND FLOOR



THE VERONA OPTIONS



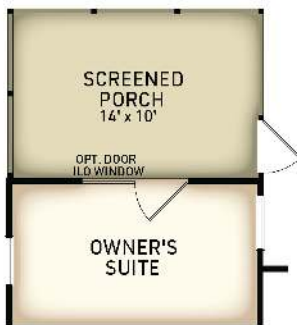
OPT. VERANDA



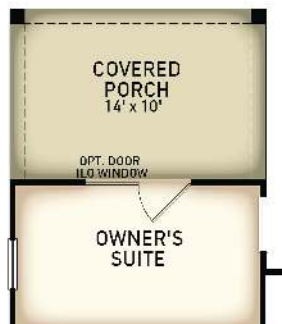
OPT. SCREENED PORCH



OPT. SLIDING DOOR AT LIVING



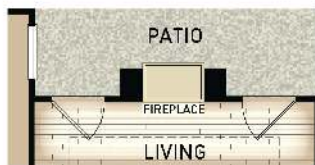
OPT. SCREENED PORCH



OPT. COVERED PORCH



OPT. EXTENDED LAUNDRY



OPT. DOUBLE SIDED FIREPLACE
AT LIVING



OPT. BEDROOM 3



OPT. SITTING ROOM

Newstyle Communities reserves the right to change, modify, or revise architectural details and designs without notice. This brochure is for illustration purposes only, are not drawn to scale, and may include optional features. Room dimensions are approximate. 